





Patroller Safety

	<p>Wash Hands Often Wash your hands often with soap and water for at least 20 seconds.</p>		<p>Cover Coughs & Sneezes Always cover your mouth and nose with a tissue when you cough or sneeze or use the inside of your elbow.</p>
	<p>Avoid Close Contact Maintain at least 6-feet of distance between yourself and others.</p>		<p>Clean & Disinfect Clean and disinfect frequently touched surfaces throughout the day and after every shift.</p>
	<p>Wear a Mask Cover your mouth and nose with a mask when around others.</p>		<p>Monitor Your Health Daily Be alert for symptoms. Watch for fever, cough, shortness of breath, or other symptoms of COVID-19. Do not patrol if you are ill.</p>

- Do not report for duty if you are experiencing any COVID-19 signs and symptoms:
 - Fever or chills
 - Gastrointestinal symptoms
 - Cough
 - Headache
 - Shortness of breath
 - New loss of taste or smell
 - Fatigue / Muscle or body aches
 - Congestion or runny nose
- When arriving on duty, take (or have your temperature taken) and then answer the COVID-19 screening questions. If you have a temperature less than 100.4 °F and answered “No” to all the questions, you may sign-in. If you answered “Yes” to any of the questions or have a temperature greater than 100.4 °F, you must notify your hill leader and return home without signing-in.
- We also strongly encourage you to get a flu vaccine, if you haven’t already.

Patrol Building Operations

- Decontamination and disinfection of high contact surfaces in patrol facilities (building and tent) such as door handles, light switches, radios throughout the day, as well as surfaces that come into contact with patients.
- Any suspected COVID patient should not be brought into the patrol building but treated in the Triage Tent. The tent **MUST** be decontaminated post any patient care.
- **No visitors in the Ready Room, First Aid Room or Locker Room.**
- Meals and breaks should be in the ready room to limit exposure in the lodge and allow space in the cafeteria for area guests

- Social distancing must be maintained during meals, especially for group meals (preparation and eating)
- Patrollers can still utilize our meal plan through take-out from the cafeteria
- The Ready and First Aid rooms are for on-duty patrollers and injured guests only, with the exception of guardians for minor children
 - A maximum of six patrollers, maintaining 6 feet of distance, are allowed in the Ready room
- Priority for use of the patrol locker room is given to those patrollers on duty for the day. It is asked that non-duty patrollers minimize use of this area. Social distancing must still be maintained.
- Monitor fellow patrollers for signs and symptoms of potential infection.

On-Hill Operations

1. First rescuer on scene stops 6 feet from patient.
2. Obtain a brief history (MOI/NOI), form initial impression and direct scene safety.
3. Asks additional COVID screening questioning
 - a. COVID screening question cards and forms have been provided
4. Prepare and don appropriate PPE with appropriate hand cleansing.
 - Face mask
 - A surgical mask may be worn
 - An N95 mask should be worn if COVID symptoms are present
 - Eye protection (glasses, goggles)
 - Isolation gown should be worn if COVID symptoms are present
 - Nitrile gloves
5. Provide patient with face covering unless contraindicated
 - a. ***If there are no contraindicated issues, patrollers are not required to render aid if the patient refuses to wear a face covering***
6. Approach the patient with only the personnel/equipment needed; avoid contamination of unused equipment/personnel.
 - a. All patrollers not immediately involved in patient care will maintain a minimum 6-foot distance from the patient.
 - b. Communicate any exposure risks to other patrollers, EMS and management.
7. Transport separately any uncontaminated equipment, when possible.
 - a. The equipment used for treating a patient on scene MUST be disinfected before being returned to patroller packs or patrol facility.
 - b. Uniform MUST be cleaned before returning to duty if you were exposed to a COVID positive patient and were not wearing an isolation gown.
 - c. Any blankets used on a patient with COVID symptoms must be washed prior to reuse. (Put blanket in a garbage bag with a note that it needs to be washed.)

8. If patient has completed COVID screening and is asymptomatic, they may be brought to the First Aid Room.
9. If patient has not completed COVID screening, they must be brought to the Triage Tent for screening.
 - a. Lead patroller will complete the COVID-19 screening process:
 - i. COVID screening question forms and incident report forms are supplied in the tent.
 - b. If findings are **NEGATIVE**, patient can be moved to patrol First Aid Room.
 - c. If findings are **POSITIVE**, patient must remain in Triage Tent.
10. If patient is COVID symptomatic, and requires further treatment, they must be brought to the Triage Tent for treatment.
 - a. Lead Patroller will continue patient care.
 - b. When patient care is completed, the patient **MUST** leave the facility via path between patrol building and lodge and **MUST** leave the premises. EMS should be directed to take their gurney through this same route and not the First Aid room. **PATIENT MAY NOT RETURN TO LODGE AND MAY NOT ENTER THE PATROL BUILDING**
11. If patient is a walk-up, they must be brought to the Triage Tent for screening. If this is a **NON-EMERGENT** medical illness versus a traumatic injury, the guest should be directed to urgent care.
 - a. Lead patroller will complete the COVID-19 screening process:
 - i. COVID screening question forms and incident report forms are supplied in the tent.
 - b. If findings are **NEGATIVE**, patient can be moved to patrol First Aid Room.
 - c. If findings are **POSITIVE**, patient must remain in Triage Tent.

Incident Reporting / Patient Follow-up

Incident report must still be completed. For patients treated in the First Aid room, the normal computer program should be used. For patients treated in the tent, a paper form should be used and entered into the computer system later.

COVID follow-up cards are also available to give patients after treatment. This will allow us to do contact tracing should that patient test positive for COVID following their visit.

Exposure

We are following the current CDC quarantine guidelines, which are 10 days of quarantine after exposure without being tested and no symptoms during that period, or 7 days after exposure with a negative test and no symptoms during that period.